FICTION | 1ST GRADE | RL.1.7

ILLUSTRATIONS

LEXILE

and details in a story

Common CORE Kingdom

WHAT'S INCLUDED?

TEN 1st Grade DIGITAL and PRINTABLE PDF fiction passages & TWO assessments!

- Aligned with 1st Grade Lexile Levels
- Includes an Illustrations & Details Anchor Chart
- Students can highlight the text for easy comprehension

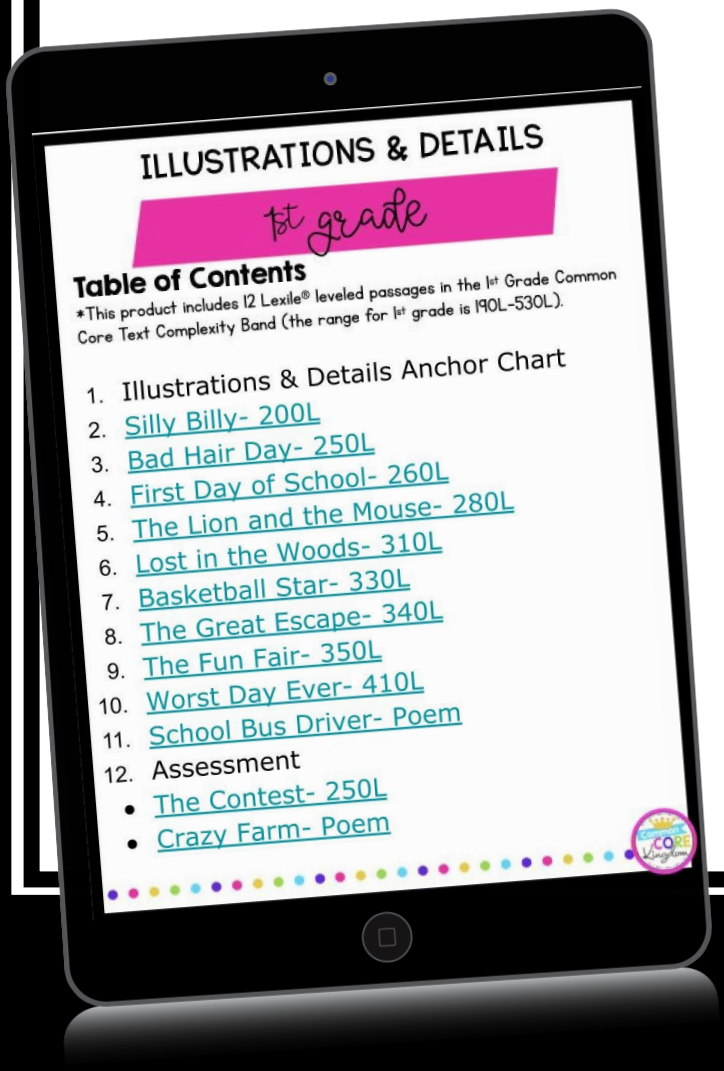

Created with GOOGLE SLIDES

LEXILE®

FICTION PASSAGES



250L Illustrations & Details Name: _____ Date: _____

Bad Hair Day

It is the first day of school. Tippy gets ready. She wants to look nice.

She brushes her hair. She puts a shiny spray in it. She ties her hair in a pink bow.

"Now I am ready for school," Tippy says.

At school, everyone looks at Tippy. They do not smile.

Tippy sees their hair. No one else has a bow. No one else has shiny hair.

The next day, Tippy gets ready. She messes up her hair. She rubs some dirt in it. She puts a twig in her hair.

At school, everyone looks at Tippy. This time, they smile. Now Tippy looks like her friends.

Color-coded highlighting supports student comprehension. In Google Slides, students can highlight as they read!

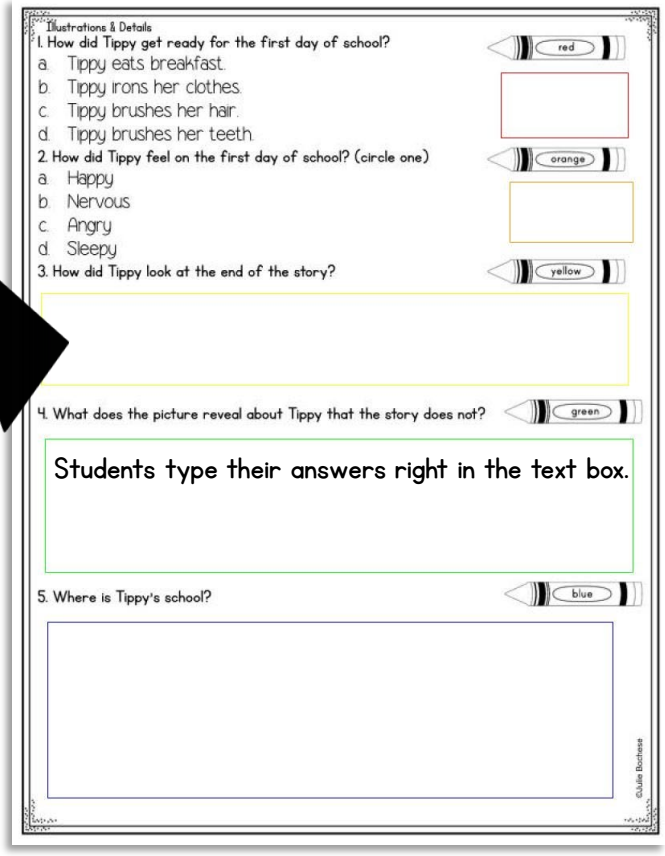

Illustrations & Details

1. How did Tippy get ready for the first day of school? red
   a. Tippy eats breakfast.
   b. Tippy irons her clothes.
   c. Tippy brushes her hair.
   d. Tippy brushes her teeth.
2. How did Tippy feel on the first day of school? (circle one) orange
   a. Happy
   b. Nervous
   c. Angry
   d. Sleepy
3. How did Tippy look at the end of the story? yellow
4. What does the picture reveal about Tippy that the story does not? green

Students type their answers right in the text box.

5. Where is Tippy's school? blue

After reading, students type their answers in the text boxes using text evidence.

ASSESSMENTS

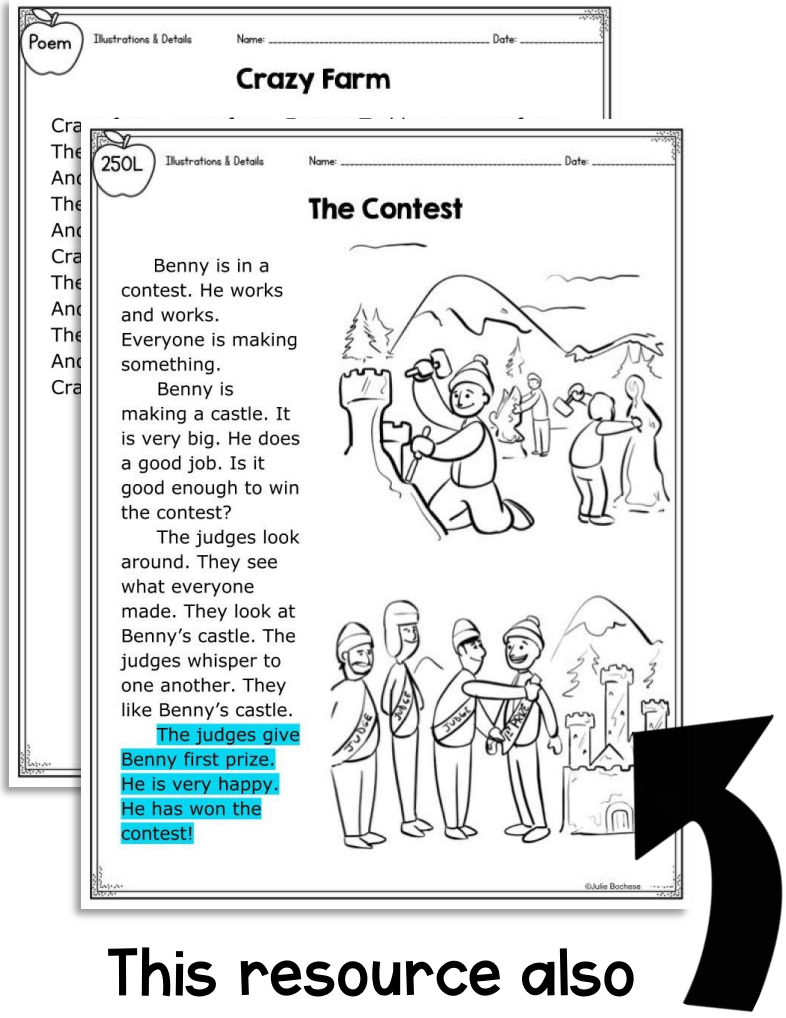

This resource also includes TWO tests with different Lexile Levels for student assessment.

Color coded highlighting can also be done on the assessments!

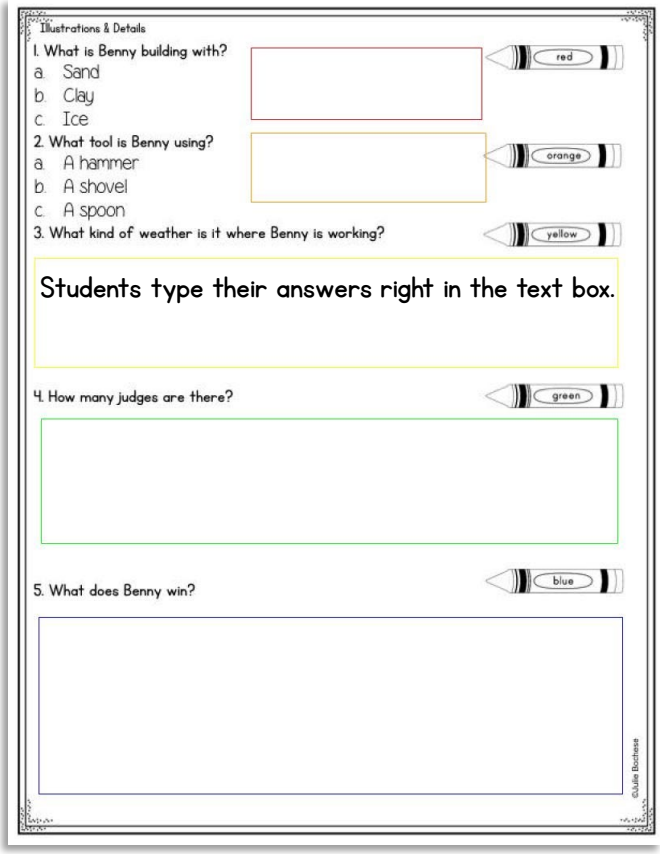

ILLUSTRATIONS & DETAILS

1st grade

Table of Contents

*This product includes 12 Lexile® leveled passages in the 1st Grade Common Core Text Complexity Band (the range for 1st grade is 190L-530L).

1. Illustrations & Details Anchor Chart
2. Silly Billy- 200L
3. Bad Hair Day- 250L
4. First Day of School- 260L
5. The Lion and the Mouse- 280L
6. Lost in the Woods- 310L
7. Basketball Star- 330L
8. The Great Escape- 340L
9. The Fun Fair- 350L
10. Worst Day Ever- 410L
11. School Bus Driver- Poem
12. Assessment
    - The Contest- 250L
    - Crazy Farm- Poem

ABOUT LEXILE LEVELS

Common Core Kingdom, LLC is a certified Lexile® Partner. These texts are officially measured and approved by Lexile and MetaMetrics® to ensure appropriate rigor and differentiation for students.

The Lexile Framework® for Reading measures are scientific, quantitative text levels. When the Lexile of a text is measured, specific, measurable attributes of the text are considered, including, but not limited to, word frequency, sentence length, and text cohesion. These are difficult attributes for humans to evaluate, so a computer measures them.

Common Core State Standards uses Lexile level bands as one measure of text complexity. Text complexity ranges ensure that students are college and career ready by the end of 12th grade. Lexile measures help educators scaffold and differentiate instruction, as well as monitor reading growth.

Grade Band	Lexile® Bands Aligned to Common Core Expectations
K-1	190L-530L
2-3	420L-820L
4-5	740L-1010L
6-8	925L- 1185L

Keep in mind when using any leveled text that many students will need scaffolding and support to reach text at the high end of their grade band. According to Appendix A of the Common Core Standards, "It is important to recognize that scaffolding often is entirely appropriate. The expectation that scaffolding will occur with particularly challenging texts is built into the Standards' grade-by-grade text complexity expectations, for example. The general movement, however, should be toward decreasing scaffolding and increasing independence both within and across the text complexity bands defined in the Standards."

Use Illustrations & Details

Good readers use the illustrations and details in a story to describe the characters, setting, and events.

Sometimes, pictures can give readers extra details the text does not say.

CHARACTERS are the people, animals or creatures in a story.
What does the illustration tell you about the CHARACTERS?
One boy is upset because his toy helicopter broke.

The setting is where and when a story takes place.
What does the illustration tell you about the SETTING?
This story takes place outside.

ents are what happens in a story.
at does the illustration tell you about the EVENTS?
boys are playing with their toy helicopters,
ne broke.

©Kyla Baker

Illustrations & Details

1. What is the author's

Illustrations & Details Name: _____ Date: _____

Worst Day Ever

Dear Journal,

Today was the worst day ever! Grandpa gave me five dollars. He said I could spend it on ice cream.

I walked across the street. I went in my favorite ice cream shop. I knew just what to get.

I filled my cup with cold, creamy chocolate. I scooped on some toppings. The girl put my cup on the scale. It was only four dollars.

"Hang on," I said.

I went back and got more toppings. Now my ice cream was exactly five dollars. I couldn't wait to dig in!

I hurried home to eat my ice cream. Then, as I crossed the street, the worst thing happened.

I'll write about it tomorrow. Right now I'm too sad.

Your Friend,

Carlos

©

red

orange

yellow

herry,

330L

Illustrations & Details Name: _____ Date: _____

Basketball Star

I am a basketball star! My jersey is number ten. The fans all yell, "Go, number ten!"

I dribble. I shoot. I block. I am Ron the superstar!

Every shot I take goes in. The fans scream my name. They cheer for me.

Tweet! The ref blows the whistle. The game stops.

The ref calls my name. Oh, no! I'm out of the game. No more basketball star.

The fans are sad. But even basketball stars have to do homework.

Illustrations & Details

1. How did Tippy get ready for the first day of school?
   a. Tippy eats breakfast.
   b. Tippy irons her clothes.
   (c) Tippy brushes her hair.
   d. Tippy brushes her teeth.

2. How did Tippy feel on the first day of school? (circle one)
   (a) Happy
   b. Nervous
   c. Angry
   d. Sleepy

250L

Illustrations & Details Name: _____ Date: _____

Bad Hair Day

It is the first day of school. Tippy gets ready. She wants to look nice. She brushes her hair. She puts a shiny spray in it. She ties her hair in a pink bow. "Now I am ready for school," Tippy says.

At school, everyone looks at Tippy. They do not smile. Tippy sees their hair. No one else has a bow. No one else has shiny hair.

The next day, Tippy gets ready. She messes up her hair. She rubs some dirt in it. She puts a twig in her hair.

At school, everyone looks at Tippy. This time, they smile. Now Tippy looks like her friends.

250L

Illustrations & Details

Name: _____ Date: _____

Bad Hair Day

It is the first day of school. Tippy gets ready. She wants to look nice.

She brushes her hair. She puts a shiny spray in it. She ties her hair in a pink bow.

"Now I am ready for school," Tippy says.

At school, everyone looks at Tippy. They do not smile.

Tippy sees their hair. No one else has a bow. No one else has shiny hair.

The next day, Tippy gets ready. She messes up her hair. She rubs some dirt in it. She puts a twig in her hair.

At school, everyone looks at Tippy. This time, they smile. Now Tippy looks like her friends.

©Julio Bochoso

Illustrations & Details

1. How did Tippy get ready for the first day of school?

red

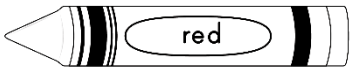

a. Tippy eats breakfast.
b. Tippy irons her clothes.
c. Tippy brushes her hair.
d. Tippy brushes her teeth.

2. How did Tippy feel on the first day of school? (circle one)

orange

a. Happy
b. Nervous
c. Angry
d. Sleepy

3. Draw how Tippy looked at the end of the story.

yellow

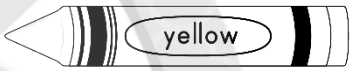

4. What does the picture reveal about Tippy that the story does not?

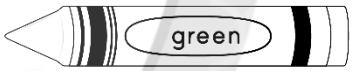

green

5. Where is Tippy's school?

blue

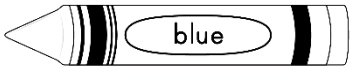

©Julie Bochow

Poem

Illustrations & Details

Name: _____ Date: _____

School Bus Driver

What's that you say?

I have to take the bus today?

No thanks. I think I'd rather walk.

It doesn't matter that it's ninety blocks.

No matter what I have to do, I will not take the bus to school!

I'll have to walk uphill both there and back,

In snow piled up past my backpack.

But no matter what I have to do, I will not take the bus to school!

I'll walk the whole way alone.

I'll even carry my heavy trombone.

I don't care if that's what I have to do, I will not take the bus to school!

The driver, you see, is Mr. Ranger,

And when he's at the wheel, your life is in danger!

©Julio Bochoso

Circle true or false for each sentence.

1. The story takes place in the city.

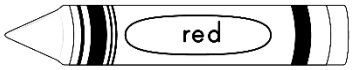

True False

2. The story takes place in spring.

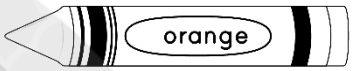

True False

3. The kids on the bus like Mr. Ranger.

True False

4. The speaker wants to ride the bus.

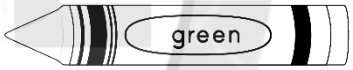

True False

5. Mr. Ranger uses the phone while driving.



True False

©Julie Bochese

Terms of Use

How Can I Use This Product?

Thank you for your purchase! I work hard to create products that support teacher and student success. Please note that the product is sold with the purpose of use by a single teacher in a classroom. If you need to use this product with more than one teacher or in multiple classrooms, additional licenses are available at a discount. You can access them by visiting your "Purchases" page and then selecting "Download Additional Licenses".

Good to Go:

- Use this product personally.
- Use this product in your own classroom.
- Provide to your students to use at your instruction.
- Print and/or copy for use in your classroom.
- Provide print version(s) of specific pages within the product to a substitute teacher with the sole purpose of instructing your students.
- Review this product with others with the sole purpose of recommending the product, provided you include the link below:

Not O.K.:

- Give to others to use personally.
- Give to others to use in another classroom.
- Give to parents to use with their children outside of your lessons.
- Print or copy this item to share with other teachers or other classrooms.
- Publish or host online in any manner, including personal, classroom, or district websites.
- Publish, sell, or otherwise disseminate the product to anyone.

https://www.teacherspayteachers.com/Store/Common-Core-Kingdom

© Copyright 2019. Common Core Kingdom. All rights reserved. Permission is granted to copy pages specifically designed for student or teacher use by the original purchaser or licensee. The reproduction of any other part of this product is strictly prohibited. Copying any part of this product and placing it on the Internet in any form (even a personal/classroom website) is strictly forbidden. Posting without permission is a violation of the Digital Millennium Copyright Act (DMCA).

Created By: Bochese Law TPT Seller Solutions & More at BocheseLaw.com

Let's Connect!

www.commoncorekingdom.com

https://www.teacherspayteachers.com/Store/Common-Core-Kingdom

https://www.facebook.com/CommonCoreKingdom/

https://www.instagram.com/

https://www.pinterest.com/cckingdom/pins/

Julie@commoncorekingdom.com

Looking for more?

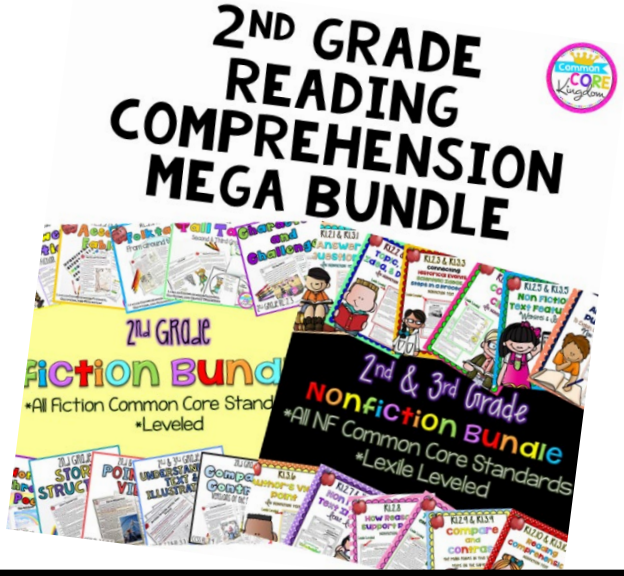

CREDITS

EduClips

cherry workshop
cherry workshop

creative clips
Digital Clipart
Created by Krista Wallden

TEACHER
Kara

Teaching
In The
Tongass

Clip
Art by
Carrie
Teaching First

Clip
Art by
Carrie
Teaching First

WHIMSY CLIPS

free
scrapbook
fonts
kevinandamanda.com/fonts