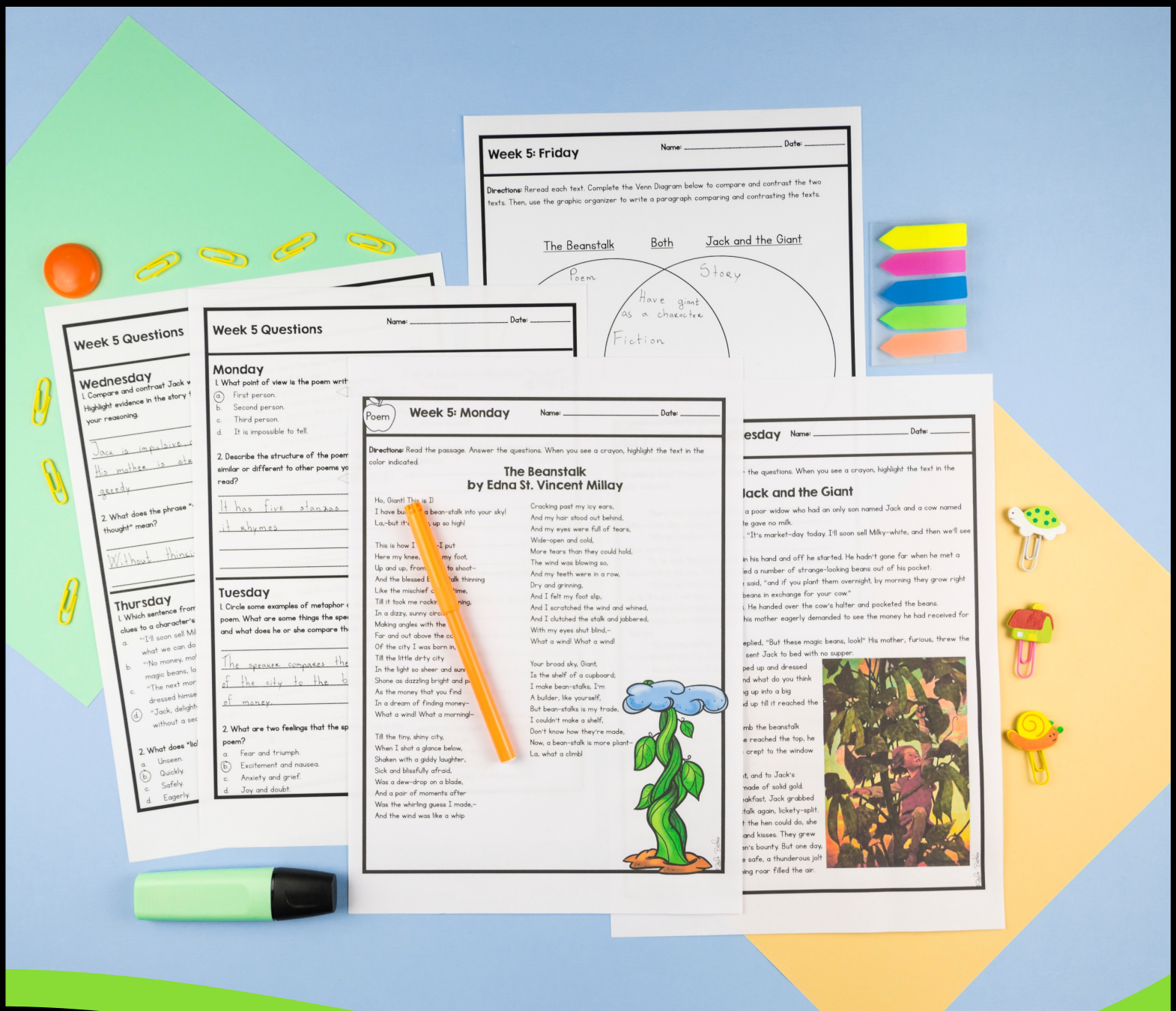

5TH GRADE READING SPIRAL REVIEW

QUARTER 1

Common CORE Kingdom

READING SPIRAL REVIEW

5th grade

Table of Contents

1. How to Use Spiral Review
2. Week 1: 700L-740L
3. Week 2: 740L-760L
4. Week 3: 740L-760L
5. Week 4: 750L-770L
6. Week 5: 760L-780L and Poem
7. Week 6: 760L-780L
8. Week 7: 770L-790L and Play
9. Week 8: 770L-790L
10. Week 9: 750L-800L
11. Answer Key

Each story includes:

- 1 page of multiple choice and short response questions

ABOUT LEXILE LEVELS

Common Core Kingdom, LLC, is a certified Lexile® Partner. These texts are officially measured and approved by Lexile and MetaMetrics® to ensure appropriate rigor and differentiation for students.

The Lexile Framework® for Reading measures are scientific, quantitative text levels. When the Lexile of a text is measured, specific, measurable attributes of the text are considered, including, but not limited to, word frequency, sentence length, and text cohesion. These are difficult attributes for humans to evaluate, so a computer measures them.

Common Core State Standards use Lexile level bands as one measure of text complexity. Text complexity ranges ensure students are college- and career-ready by the end of twelfth grade. Lexile measures help educators scaffold and differentiate instruction as well as monitor reading growth.

Grade Band	Lexile® Bands Aligned to Common Core Expectations
K-1	N/A
2-3	420L-820L
4-5	740L-1010L
6-8	1185L-1385L

Keep in mind when using any leveled text that many students will need scaffolding and support to reach text at the high end of their grade band. According to Appendix A of the Common Core Standards, "It is important to recognize that scaffolding often is entirely appropriate. The expectation that scaffolding will occur with particularly challenging texts is built into the Standards' grade-by-grade text complexity expectations, for example. The general movement, however, should be toward decreasing scaffolding and increasing independence both within and across the text complexity bands defined in the Standards."

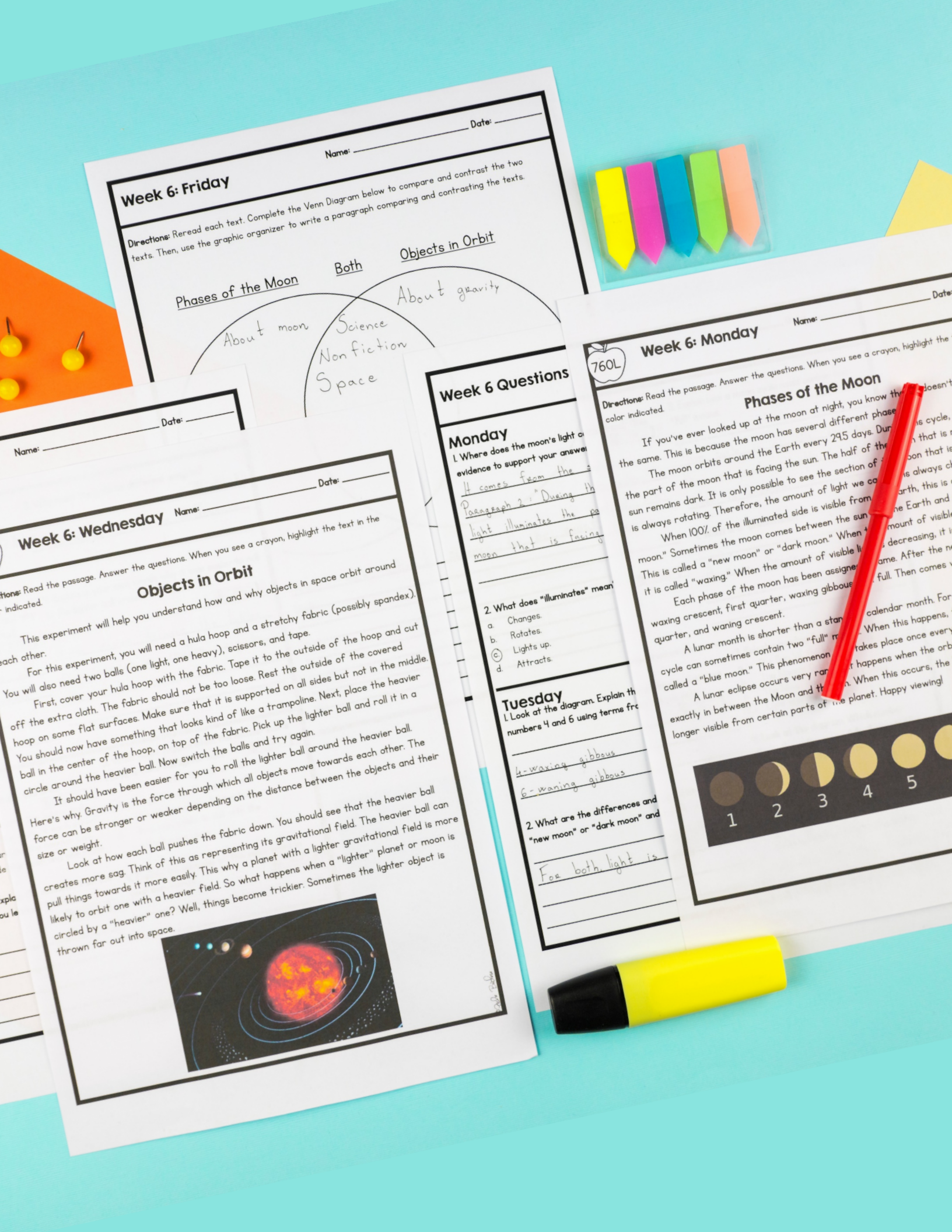
Week 6: Friday
Name:
Date:
Directions: Reread each text. Complete the Venn Diagram below to compare and contrast the two texts. Then, use the graphic organizer to write a paragraph comparing and contrasting the texts.
Phases of the Moon
Both
Objects in Orbit
About moon
Science
Non fiction
Space
About gravity
Week 6: Wednesday
Name:
Date:
Objects in Orbit
This experiment will help you understand how and why objects in space orbit around each other.
For this experiment, you will need a hula hoop and a stretchy fabric (possibly spandex). You will also need two balls (one light, one heavy), scissors, and tape.
First, cover your hula hoop with the fabric. Tape it to the outside of the hoop and cut off the extra cloth. The fabric should not be too loose. Rest the outside of the covered hoop on some flat surfaces. Make sure that it is supported on all sides but not in the middle. You should now have something that looks kind of like a trampoline. Next, place the heavier ball in the center of the hoop, on top of the fabric. Pick up the lighter ball and roll it in a circle around the heavier ball. Now switch the balls and try again.
It should have been easier for you to roll the lighter ball around the heavier ball. Here's why. Gravity is the force through which all objects move towards each other. The force can be stronger or weaker depending on the distance between the objects and their size or weight.
Look at how each ball pushes the fabric down. You should see that the heavier ball creates more sag. Think of this as representing its gravitational field. The heavier ball can pull things towards it more easily. This why a planet with a lighter gravitational field is more likely to orbit one with a heavier field. So what happens when a "lighter" planet or moon is circled by a "heavier" one? Well, things become trickier. Sometimes the lighter object is thrown far out into space.
Week 6 Questions
Monday
1. Where does the moon's light c
evidence to support your answe
It comes from the
Paragraph 2: "During th
light illuminates the pa
moon that is facing
2. What does "illuminates" mean
a. Changes.
b. Rotates.
c. Lights up.
d. Attracts.
Tuesday
1. Look at the diagram. Explain th
numbers 4 and 6 using terms fr
4-waxing gibbous
6-waning gibbous
2. What are the differences and
"new moon" or "dark moon" and
For both, light is
Week 6: Monday
760L
Name:
Date:
Directions: Read the passage. Answer the questions. When you see a crayon, highlight the
color indicated.
Phases of the Moon
If you've ever looked up at the moon at night, you know th
the same. This is because the moon has several different phase
The moon orbits around the Earth every 29.5 days. Dur
the part of the moon that is facing the sun. The half of the
sun remains dark. It is only possible to see the section of
is always rotating. Therefore, the amount of light we ca
When 100% of the illuminated side is visible from
moon." Sometimes the moon comes between the sun
This is called a "new moon" or "dark moon." When
it is called "waxing." When the amount of visible li
Each phase of the moon has been assigne
waxing crescent, first quarter, waxing gibbous
quarter, and waning crescent.
A lunar month is shorter than a stan
cycle can sometimes contain two "full" m
called a "blue moon." This phenomenon
A lunar eclipse occurs very ran
exactly in between the Moon and th
longer visible from certain parts of the planet. Happy viewing!
1
2
3
4
5

How to Use Spiral Review

We all know that our students need multiple exposures to a topic to truly understand and internalize the strategy.

I bet when you've introduced your students to a topic, you say something like this:

"Last year, you learned about _____." Almost all of your kids reply in chorus: *"We didn't learn that!"*

Spiral review is a great tool to help you combat the "forgetfulness" students have when it comes to a new topic or skill.

When a topic is revisited repeatedly in different ways, students learn "snowballs" over time. Repeated exposures over time help these skills to become embedded into a child's long-term memory.

How to Use Spiral Review

My reading spiral review is developed to begin with review skills and strategies from the previous grade. These spiral review worksheets should be given as a "warm up" before regular instruction or at a different block of time during the day.

The passages and questions were developed to increase in difficulty as the year goes on. At the beginning of the year, passages and questions fit with the previous grade-level text complexity and standards. Students do not need "new instruction" to complete these passages and questions. As the year progresses, the passages and questions increase in complexity. More challenging skills are addressed, and passages are leveled at increasingly more complex levels.

Be sure you are holding your students accountable for their work. Monitor completion, students use of strategies such as underlining text evidence, and correct work whole class or after completion. Provide quick feedback and hold students accountable for correcting errors.

How NOT to Use Spiral Review

Spiral review should NOT be:

1. "busy work." Use spiral review as a tool to inform instruction and hold students accountable.
2. your only reading instruction. Spiral review should only take about 10 minutes to complete. I recommend doing this at a separate time from your reading instruction.
3. a formal assessment.

©Julie Bochorse

740L

Week 3: Monday

Name: _____ Date: _____

Directions: Read the passage. Answer the questions. When you see a crayon, highlight the text in the color indicated.

The Mice and the Cat

Once upon a time the mice sat in council. They talked of how they might outwit their enemy, the Cat. The president called upon all the most experienced mice present. No one was able to offer a solution.

At last, a very young mouse asked to be allowed to speak. As soon as he could get permission, he said:

"I've been thinking for a long time why the Cat is such a dangerous enemy. It's not so much because of her quickness, though people make so much fuss about that. If we could only notice her in time, I've no doubt we're nimble enough to jump into our holes before she could do us any harm. Her power lies in her velvet paws. With those paws she can tread so lightly that we can't hear her coming. Well, then, it's my opinion we ought to hang a bell round her neck to warn us of her coming while there's yet time."

Everyone applauded this proposal. The council decided that it should be carried out. Now the question to be settled was, who should undertake to fasten the bell round the Cat's neck?

The president declared that no one could be better fitted for the task than he who had given such excellent advice.

But at that the young mouse became quite confused. He stammered an excuse. He was too young for the deed, he said. He didn't know the Cat well enough. His grandfather, who knew her better, would be more suited to the job. But the grandfather declared that he did indeed know the Cat very well. As such, he would take good care not to attempt such a task.

The long and the short of it was that no other mouse would undertake the duty. So this clever proposal was never carried out.



Week 3 Questions

Name: _____ Date: _____

Monday

1. What is "the long and short of it"?

red

a. A brief explanation that only contains the important details.
b. What happens at the end of a story.
c. When it takes a very long time to find a simple solution.
d. The reasons why something occurred.

2. The young mouse and his grandfather are similar in that they both...

orange

a. have big ideas.
b. are unfamiliar with the cat.
c. are scared to fasten the bell.
d. use their age as an excuse not to fasten the bell.

3. Write a short summary of the story below.

yellow

_____

_____

_____

_____

4. What point of view is the story told from? How might the story be different if it was told from the perspective of the young mouse?

green

_____

_____

_____

_____

Tuesday

1. How do the president and the rest of the council feel about volunteering for the task? How do you know?

blue

_____

_____

_____

2. The young mouse believes the cat is a "dangerous enemy." Which quote from the story shows why he thinks this?

purple

a. "It's not so much because of her quickness..."
b. "...I've no doubt we're nimble enough to jump into our holes before she could do us any harm."
c. "With those paws she can tread so lightly that we can't hear her coming."
d. "...we ought to hang a bell round her neck to warn us of her coming while there's yet time."

3. What is another word for "tread"?

pink

a. Hide.
b. Walk.
c. Quiet.
d. Sneak.

4. What is a theme in the story and which character does it relate to?

brown

_____

_____

_____

_____

_____

Common CORE Kingdom

©Gayle Bedrosa

760L

Week 3: Wednesday

Name: _____ Date: _____

Directions: Read the passage. Answer the questions. When you see a crayon, highlight the text in the color indicated.

The Town Mouse and the Country Mouse

A Town Mouse once visited a relative who lived in the country. For lunch, the Country Mouse served wheat stalks, roots, and acorns. There was cold water to drink. The Town Mouse ate very sparingly, nibbling a little of this and a little of that. By her manner, she made it plain that she ate the simple food only to be polite.

After the meal, the friends had a long talk. Or rather, the Town Mouse talked about her life in the city while the Country Mouse listened. They then went to bed in a cozy nest in the hedgerow. They slept in quiet and comfort until morning.

In her sleep, the Country Mouse dreamed she was a Town Mouse. She imagined all the delights of city life that her friend had described for her. The next day, the Town Mouse asked the Country Mouse to go home with her to the city.

After two days travel, they reached the mansion in which the Town Mouse lived. They found on the table in the dining room the leavings of a very fine banquet. There were jellies, pastries, and delicious cheeses. They were the most tempting foods that a Mouse could imagine. The Country Mouse began to nibble a dainty bit of pastry. Just then, she heard a Cat mew loudly and scratch at the door.



The Mice scurried to a hiding place. They lay quite still for a long time, hardly daring to breathe. When at last they ventured back to the feast, the door opened suddenly. In came the servants to clear the table.

The Country Mouse stopped in the Town Mouse's den only long enough to pick up her carpet bag and umbrella.

"You have many luxuries and dainties that I have not," she said. "But I prefer my plain food and simple life in the country."

Common Core Kingdom

Week 3 Questions

Name: _____ Date: _____

Wednesday

1. What adjective would you use to describe the Town Mouse? Highlight evidence from the text that gives clues about her personality.

red

a. Intelligent.
b. Snobbish.
c. Considerate.
d. Greedy.

2. What does "ventured" mean?

orange

a. Took a risk or braved a danger.
b. Went from one place to another.
c. Went on a long trip or journey.
d. Made a fast decision and acted on it.

3. What can you infer about the people who live in the house in town? Highlight text evidence.

yellow

_____

_____

4. How does the Country Mouse feel about city life in the beginning and how does her attitude change? Support your answer with evidence from the story.

green

_____

_____

_____

_____

_____

Thursday

1. Compare life in the country to life in the city.

blue

_____

_____

_____

_____

2. Look at the illustration. How does it add to your understanding of the story?

purple

_____

_____

_____

_____

3. What is one theme in the story?

pink

a. A fancy lifestyle won't make someone happy.
b. Be kind to people who have less than you, because you may need their help later.
c. Poor people are smarter than the wealthy.
d. It is better to be poor and safe than rich and in danger.

4. Look at the illustration. Explain which mouse is which and how you know.

brown

_____

_____

_____

_____

©Julie Bochese

Week 3: Friday

Name: _____ Date: _____

Directions: Reread each text. Complete the Venn Diagram below to compare and contrast the two texts. Then, use the graphic organizer to write a paragraph comparing and contrasting the texts.

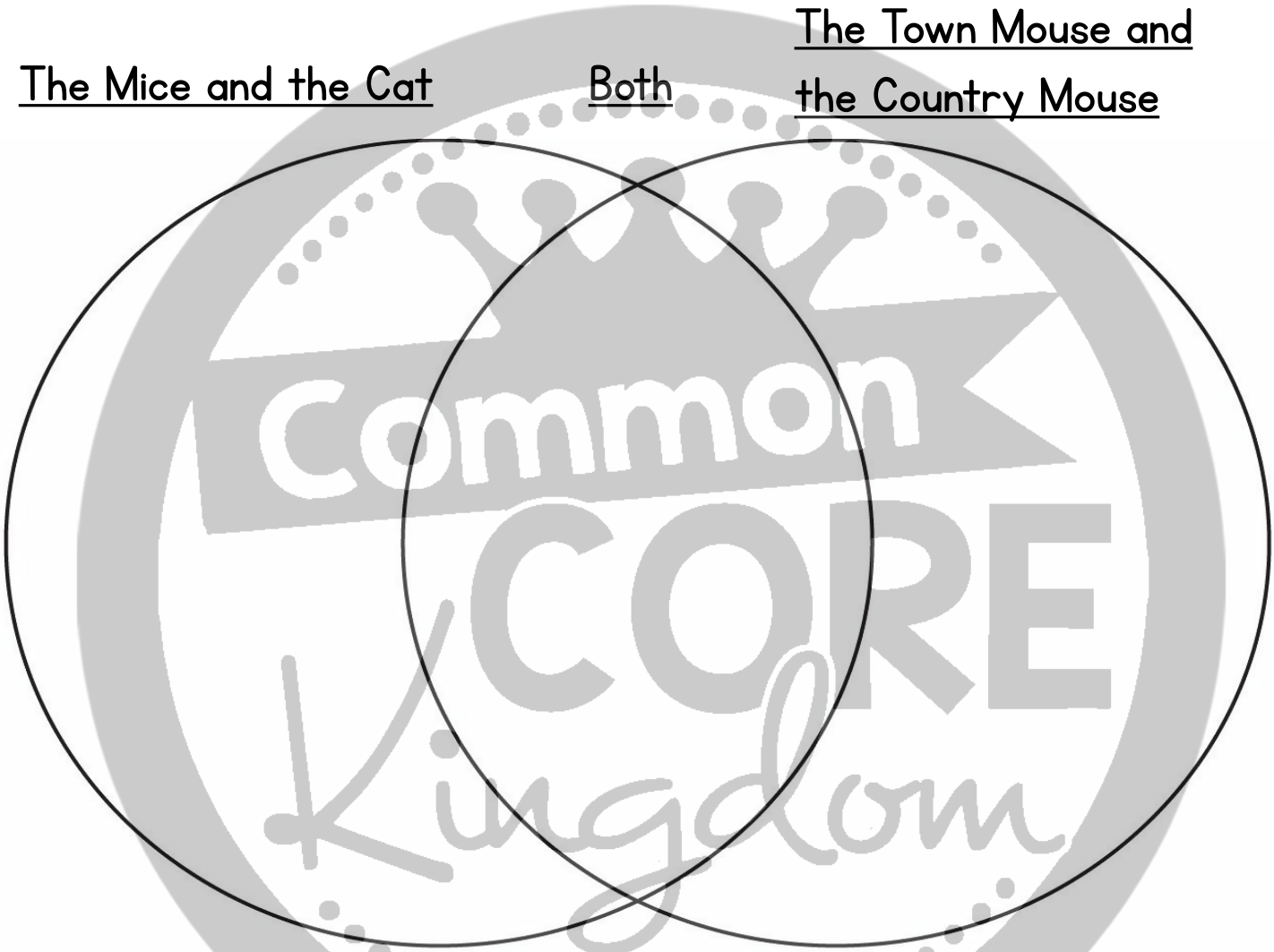

_____

_____

_____

_____

_____

_____

_____

_____

_____

Common CORE Kingdom

Also in Google Forms

Questions Responses Total points: 4

time to break the pinata.
After Uncle Pedro hung it from a tree, he held up his hat, which was filled with slips of paper
with everyone's name.

"The first person to hit the piñata is..." he paused. "Elena!" Elena looked surprised but stepped forward eagerly and accepted a stick from Uncle Pedro. Closing her eyes, she swung the stick hard and hit the piñata right in the middle. Her swing was so strong that the piñata burst in half and candy spilled out.

"Wow, that was amazing," Diego breathed as we scrambled to collect the candy. "Let's see if Elena wants to play with us after this," he said. I nodded in agreement.



Schedule

How does Manuel feel about going to the family picnic? *

- Excited
- Proud
- Impatient
- Bitter

Describe the setting in the story. *

Long answer text

How does the dialogue contribute to the story? *

- It helps you understand the setting.
- It helps you understand the problem.
- It helps you understand the characters.
- It adds to the description given in the rest of the text.

Explain how the character of Diego changes from the beginning to the end of the story. *

Long answer text

Multiple choice questions are self-grading.

Terms of Use

How Can I Use This Resource?

Thank you for your purchase! My mission is to create resources that support teachers and promote student success. Please note that this resource is licensed for use by a single teacher in a classroom setting. If you need to use this resource with more than one teacher and/or across multiple classrooms, additional licenses are available at a discount. You can access them by visiting your TPT "Purchases" page and then selecting "Download Additional Licenses" or by contacting julie@commoncorekingdom.com.



Good to Go:

- Use this resource personally.
- Use this resource in your own classroom.
- Provide this resource to your students to use at your instruction.
- Print and/or copy for use in your own classroom.
- Provide print version(s) of specific pages within the product to a substitute teacher with the sole purpose of instructing your students.
- Assign to your students via a secure document portal or electronic learning platform that requires individual user verification and limits access to only the students in your own classroom (e.g. Google Classroom).
- Review this product with others with the sole purpose of recommending the product, provided you include the link below:

https://www.commoncorekingdom.com/shop



Not O.K.

- Give to others to use personally.
- Give to others to use in another classroom.
- Give to parents to use with their children outside of your lessons.
- Print or copy this item to share with other teachers or other classrooms.
- Publish or host online in a manner where the material is accessible to others besides the students in your own classroom, including but not limited to personal, classroom, or district websites accessible by the general public.
- Publish, sell, or otherwise disseminate the product to anyone.

© Copyright 2020. All rights reserved. Permission is granted to copy pages specifically designed for student or teacher use by the original purchaser or licensee. The reproduction of any other part of this product is strictly prohibited. Copying any part of this product and placing it on the Internet in any form (even a personal/classroom website) is strictly forbidden. Posting without permission is a violation of the Digital Millennium Copyright Act (DMCA).

Created By: Bocheşe Law TPT Seller Solutions & More at BocheseLaw.com

Let's Connect!

www.commoncorekingdom.com

https://www.teacherspayteachers.com/Store/Common-Core-Kingdom

https://www.facebook.com/CommonCoreKingdom/

https://www.instagram.com/commoncorekingdom

https://www.pinterest.com/cckingdom/pins/

Julie@commoncorekingdom.com

Looking for more?

CREDITS

https://commons.wikimedia.org/wiki/File:Italian_Soldiers_in_Trench_World_War_1.jpg

https://commons.wikimedia.org/wiki/File:Latitude_and_Longitude_of_the_Earth.svg

https://commons.wikimedia.org/wiki/File:Wikijunior-Solar_System.pdf

https://commons.wikimedia.org/wiki/File:US_incarceration_timeline-clean.svg

https://commons.wikimedia.org/wiki/File:%22Taltan_Billy.%22_Indian_shaman_of_the_North_Pacific_Coast_in_ceremonial_dress._-_NARA_-_298059.jpg



