Subtract Using the Open Number Line 2.NBT.B.5

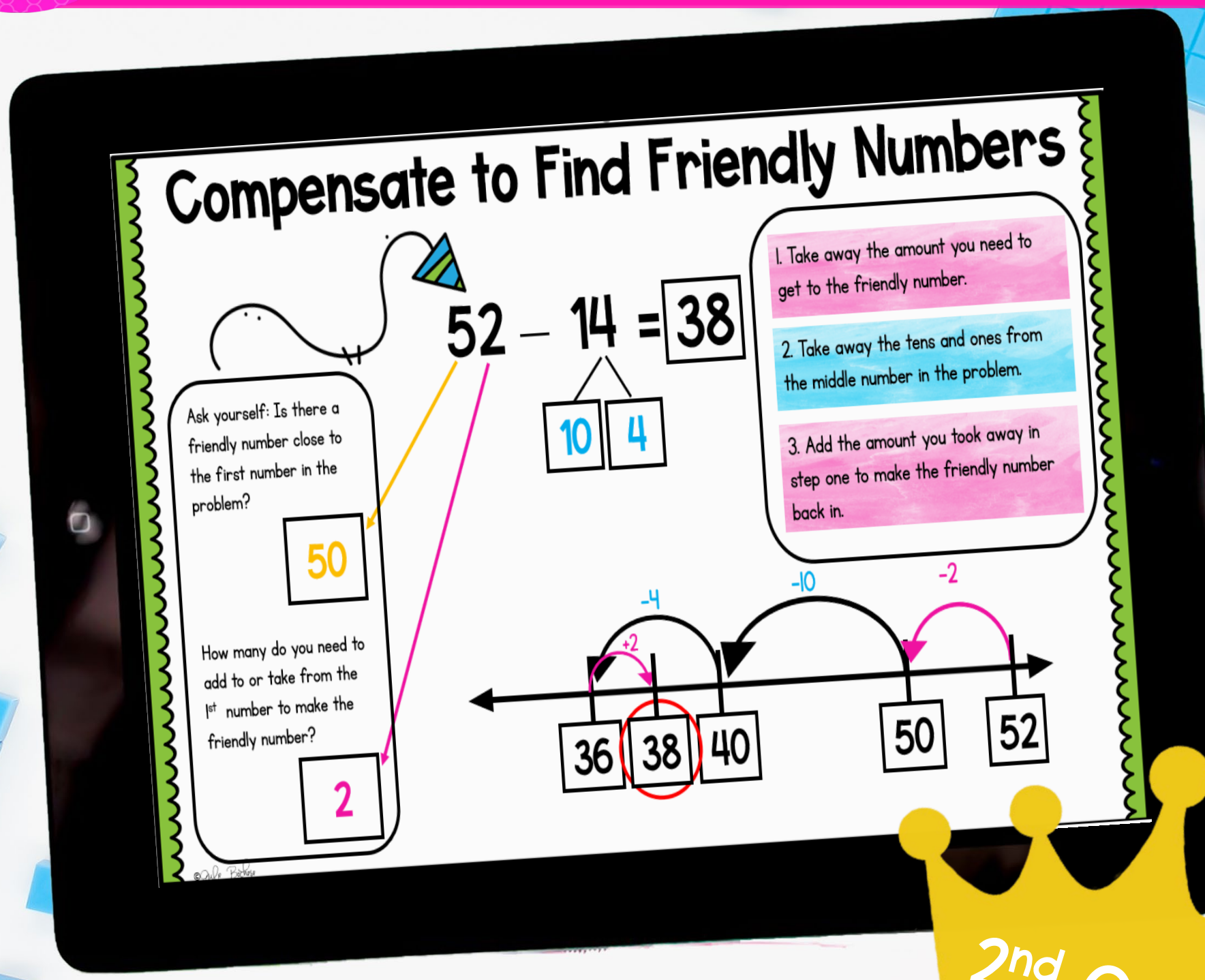

2nd Grade

Digital Lesson & Printable Recording Sheet

Subtraction on the Number Line

15 - 4 = 11

To subtract on the number line, start with the first number.

1. Highlight the first number in the equation and on the number line.
2. Then, make hops to the left to subtract.

The number that you land on is the answer.

8 9 10 11 12 13 14 15 16 17

Subtraction on the Open Number Line

74 - 23 = ☐

To subtract on the number line, break the number into tens and ones. Then hop the tens and step the ones!

-1 -1 -1 -10 -10

53 20
52 3
51 51
54 74
64

Let's Watch!

Watch the Subtraction - Open Number Line video

[redacted]

71 - 15 =

[redacted]

Explore

Drag and drop the boxes on to the number line and then type the numbers to show how to subtract on an open number line.

79 - 43 =

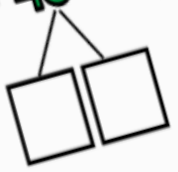



Explore
47 70 50 20
4 46 47 71
60 70 1
71 - 24 =
What friendly number can you make?
How many do you need to add to or take from the 1st number to make the friendly number?
-4
-10
-10
-1
+1

Name: _____ Date: _____

Open Number Line Lesson Recording Sheet: Day 1

Subtraction on the Open Number Line

To subtract on the number line, start with the first number.

1. Highlight the first number in the equation and on the number line.
2. Then, make hops to the left to subtract.

15 - 4 = 11

The number that you land on is the answer.

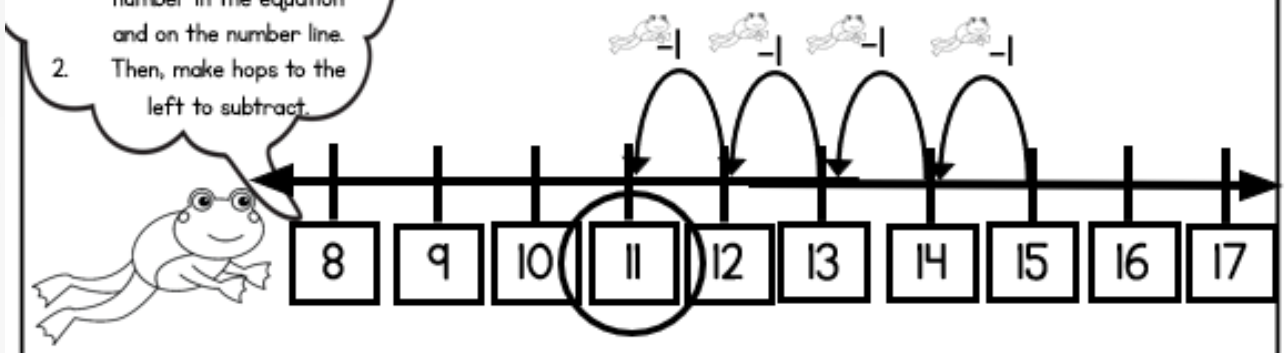

Explore

27 - 3 = ☐

To subtract on the number line, start with the first number. Then make hops to the left to subtract.

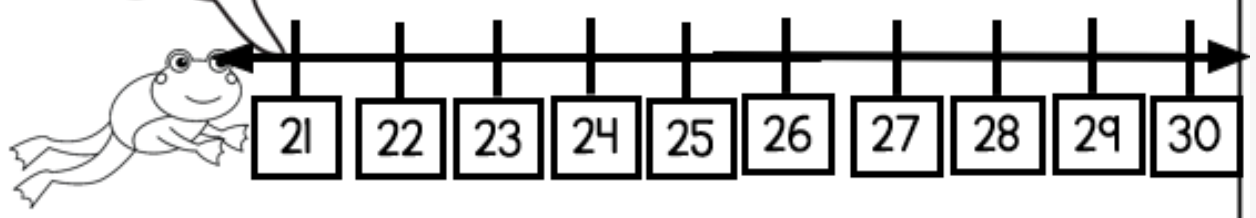

Name: _____ Date: _____

Open Number Line Lesson Recording Sheet: Day 1

Explore

$75 - 10 = \square$

To subtract on the number line, start with the first number. Then make hops to the left to subtract.

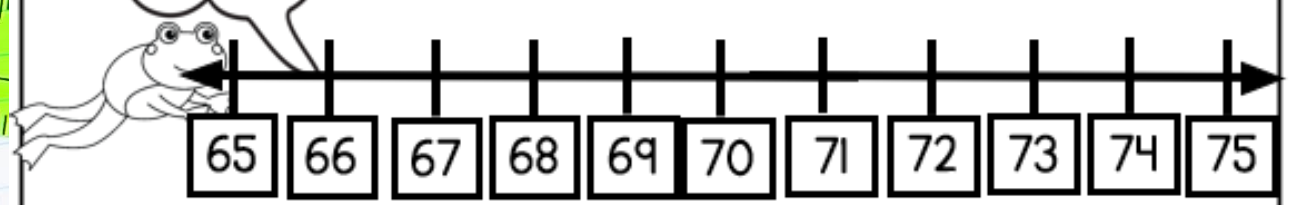

$62 - 5 = \square$

To subtract on the number line, start with the first number. Then make hops to the left to subtract.

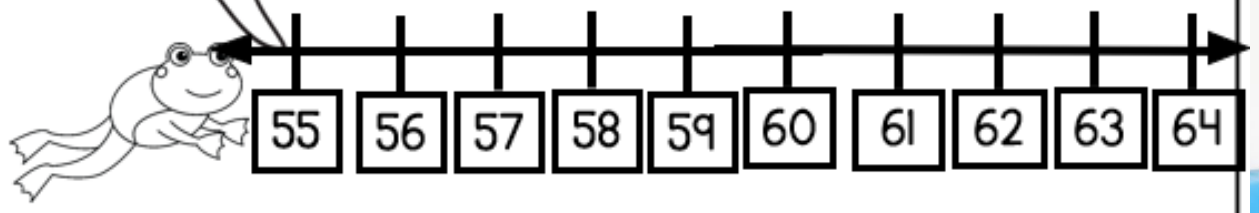

©Julie Back